

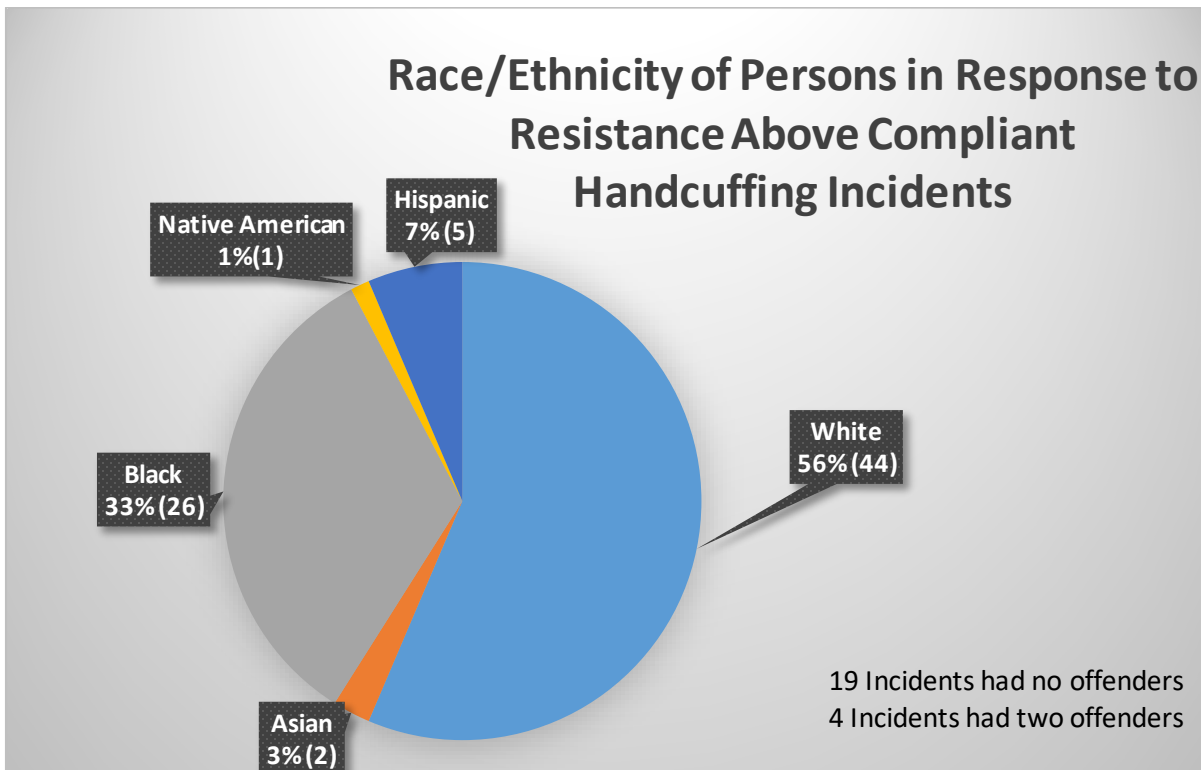
2020

83,075 total incidents January 1, 2020 – December 31, 2020

239 custodial arrests

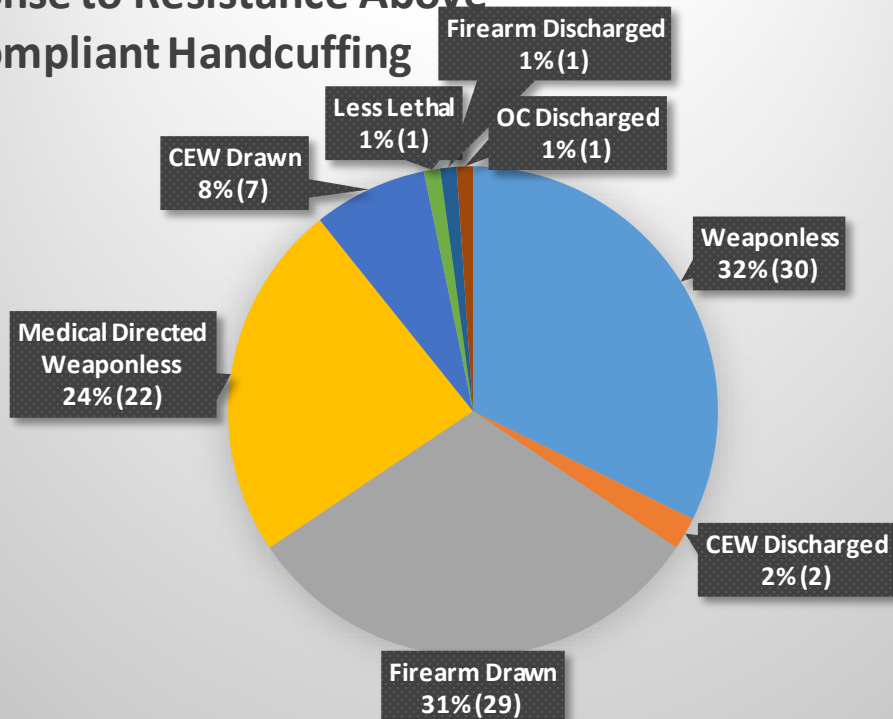
93 incidents involving response to resistance. *Note, not all response to resistance involves a custodial arrest.

0.11% of total incidents involved a response to resistance



The racial/ethnic breakdown for use-of-force incidents reported for 2020 is: 56% Caucasian; 33% Black; 7% Hispanic; 3% Asian; 1% Native American.

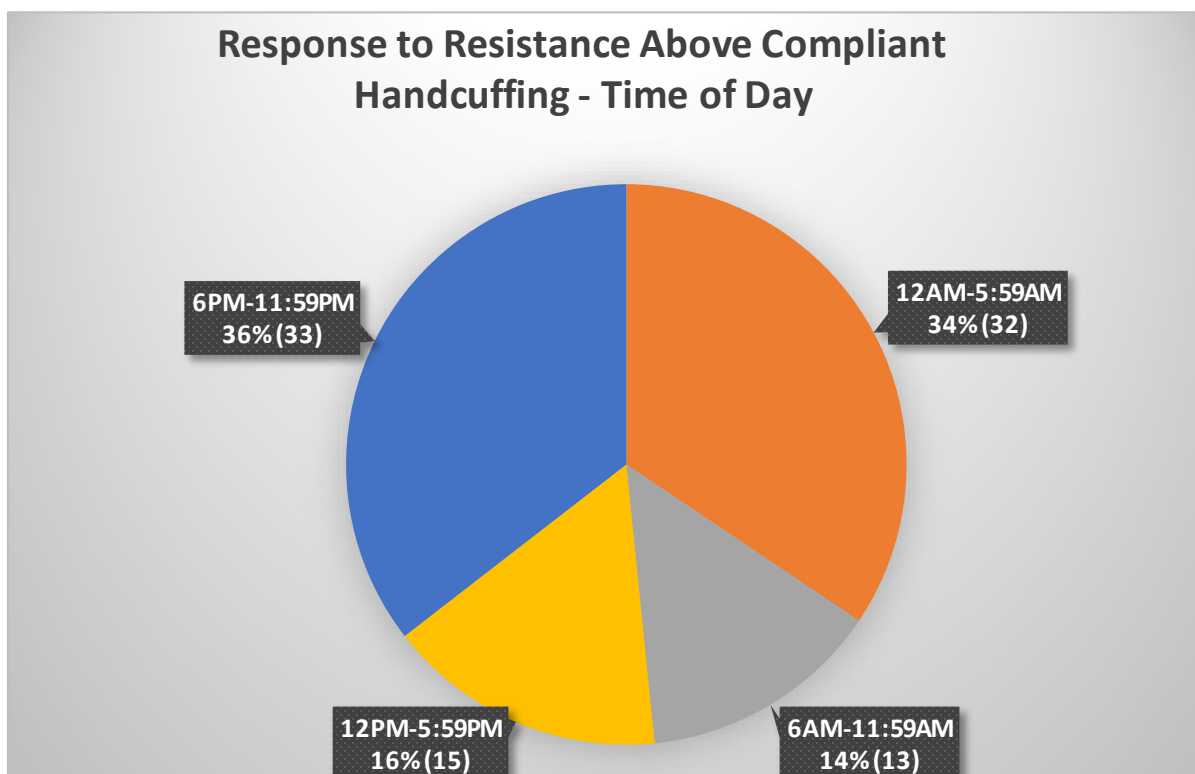
Response to Resistance Above Compliant Handcuffing



The breakdown for the method of force reported for 2020 is:

32% no weapon used (may include holds, strikes, pressure points, etc.); 31% firearm drawn; 1% firearm discharged (dispatched an animal); 8% Taser drawn; 2% Taser discharged; 1% less lethal; 1% OC discharged; 24% medical directed weaponless (force used at the direction of a medical professional to control a resistive patient for medical purposes).

Response to Resistance Above Compliant Handcuffing - Time of Day



The breakdown for the time of day in which use-of-force incidents were reported 2020 is: 34% between Midnight and 6am; 14% between 6 am and noon; 16% between noon and 6pm; and 36% between 6pm-Midnight.